



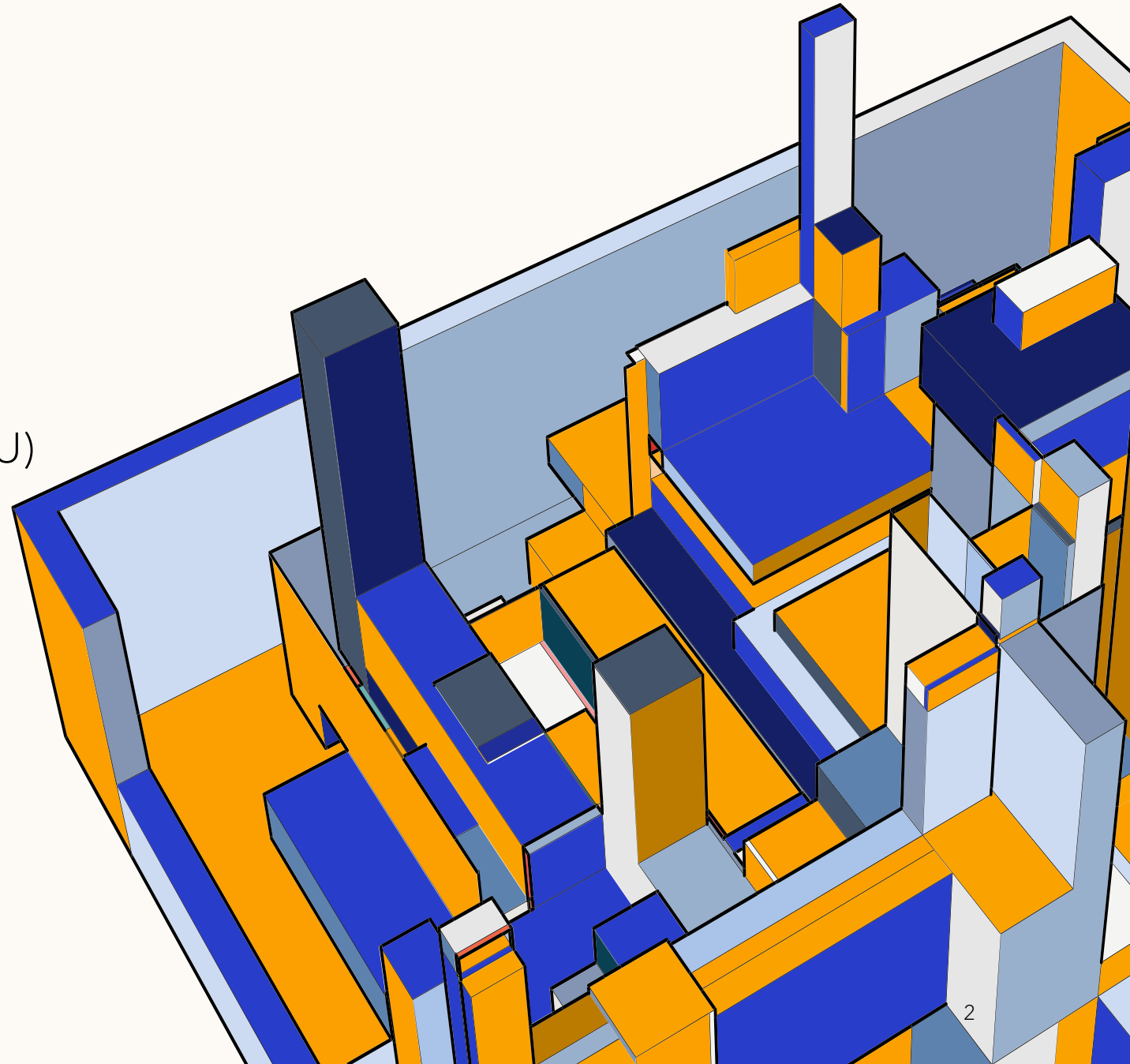
HRSA DATA WAREHOUSE

Comprehensive Planning Committee
June 2023


TO REVIEW:

By County:

- FQHCs and FQHC look-alikes
- Index of Medically Underservice (IMU) Score
 - Primary Care
- Health Professional Shortage Areas (HPSAs)
 - Primary Care & Mental Health shortages



FQHC COUNT (2021)



PENNSYLVANIA

FQHC COUNT (2021) CONT.

4

BURLINGTON
COUNTY

14

CAMDEN
COUNTY

4

GLOUCESTER
COUNTY

1

SALEM
COUNTY

NEW JERSEY



INDEX OF MEDICALLY UNDERSERVICE SCORE (IMU)

PROVIDER PER 1,000 POPULATION RATIO

28.7 points max

PERCENT OF POPULATION AT 100% FPL

25.1 points max

PERCENT OF POPULATION AGE 65 AND OVER

20.1 points max

INFANT MORTALITY RATE

26 points max

IMU SCORES (PRIMARY CARE)

PHILADELPHIA (PA)

- MANTUA/UNIVERSITY CITY: **43.3**
- WEST PARK/MARKET: **43.3**

BUCKS COUNTY (PA)

- *GOVERNOR'S EXCEPTION*

CHESTER COUNTY (PA)

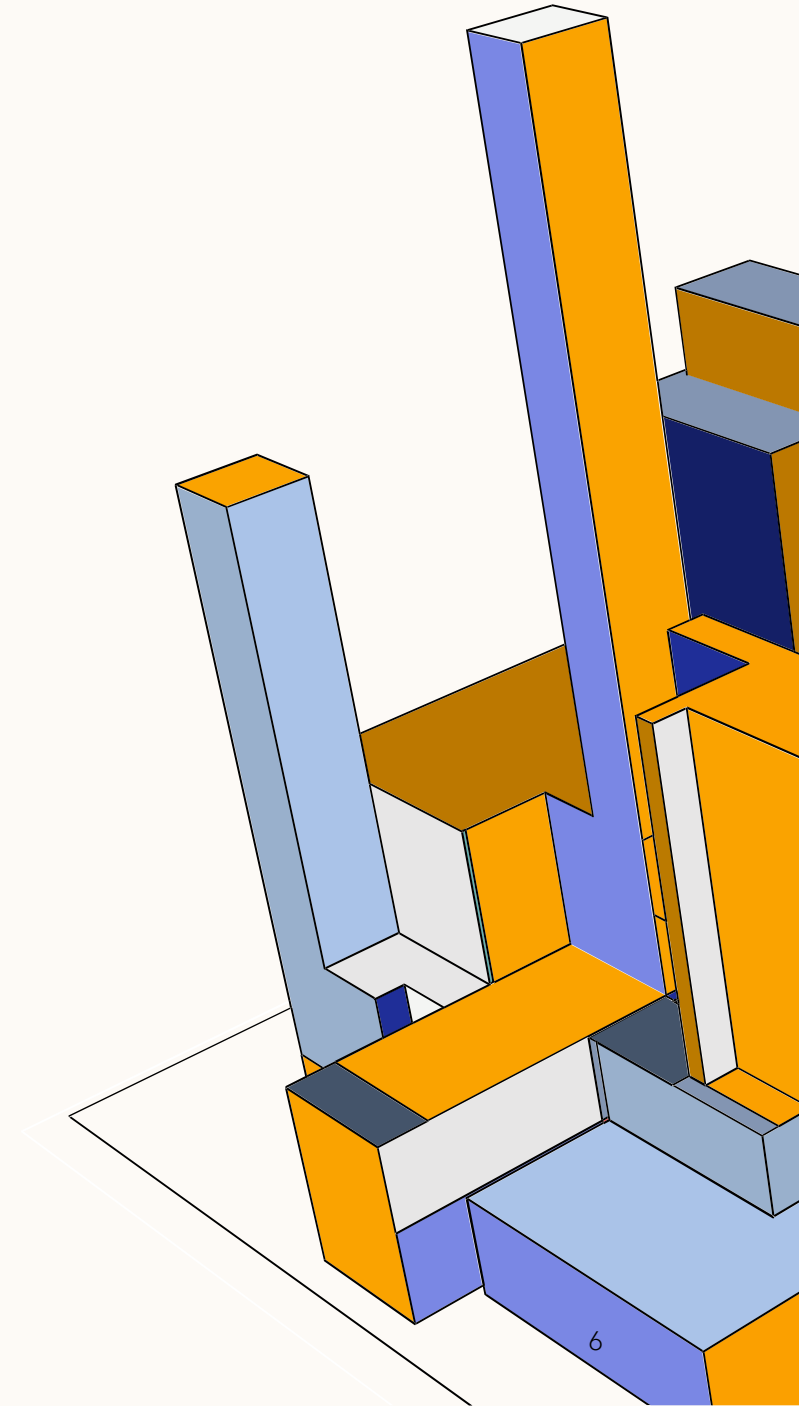
- **61.5**
- **54.6**

DELAWARE COUNTY (PA)

- **55.8**

MONTGOMERY COUNTY (PA)

- **58.7**
- **61.9**



IMU SCORES (PRIMARY CARE) CONT.

BURLINGTON COUNTY (NJ)

- *GOVERNOR'S EXCEPTION*

CAMDEN COUNTY (NJ)

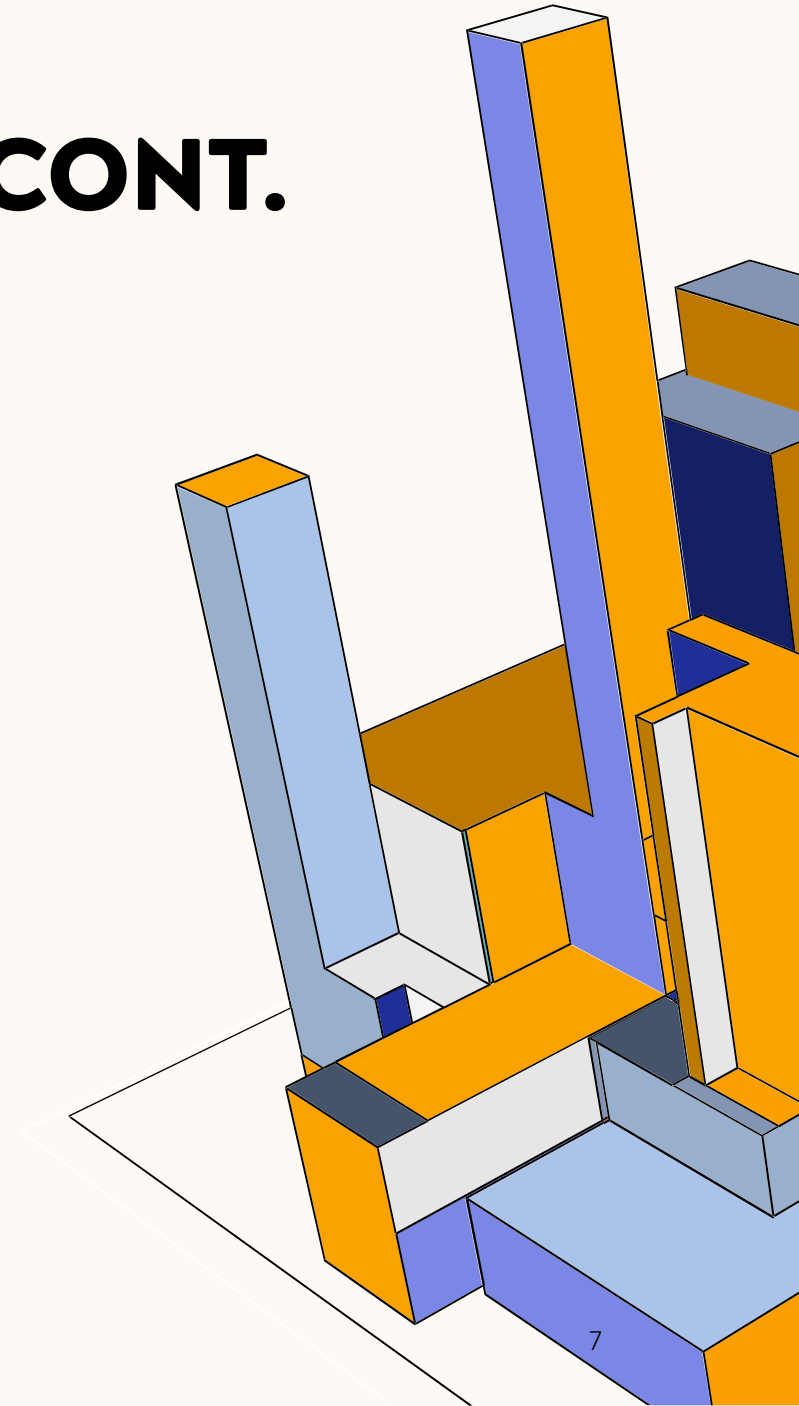
- **48.8**

GLOUCESTER COUNTY (NJ)

- **59.2**

MONTGOMERY COUNTY (NJ)

- **57.1**



PHILADELPHIA HPSA

PRIMARY CARE

- 213 listed as HPSA
- 71 indicated shortage
 - *average of 4.02*
 - *highest 7.8 in 12 locations and 6.8 in 10*
- *13 designated; rest withdrawn*

MENTAL HEALTH

- 82 listed as HPSA
- 1 indicated 0.47 shortage
- *13 designated; rest withdrawn*

PA COUNTIES HPSA

PRIMARY CARE

BUCKS

- *NO INFO*

CHESTER

- 20 listed as HPSA
- 12 indicated 2.5 shortage
- *2 designated; rest withdrawn*

DELAWARE

- 39 listed as HPSA
- 24 indicated 2.96 shortage (*average*)
- *24 designated; 1 proposed withdrawal*

MONTGOMERY

- 1 listed as HPSA
- 1 indicated 2.17 shortage
- *1 proposed withdrawal*

PA COUNTIES HPSA

MENTAL HEALTH CARE

BUCKS

- *2 listed as HPSA*
- *No shortage*
- *2 withdrawn*

CHESTER

- *2 listed as HPSA*
- *No shortage*
- *2 designated*

DELAWARE

- *2 listed as HPSA*
- *1 indicated 0.15 shortage*
- *1 designated;
1 withdrawn*

MONTGOMERY

- *1 listed as HPSA*
- *1 indicated 3.76 shortage*
- *1 proposed withdrawal*

NJ COUNTIES HPSA

PRIMARY CARE

BURLINGTON

- 3 listed as HPSA
- 3 indicated 1.7 shortage
- *2 designated; 1 proposed withdrawal*

CAMDEN

- 20 listed as HPSA
- 12 indicated 2.5 shortage
- *2 designated; rest withdrawn*

GLOUCESTER

- *NO INFO*

SALEM

- 5 listed as HPSA
- 3 indicated 0.2 shortage
- *All withdrawn*

NJ COUNTIES HPSA

MENTAL HEALTH CARE

BURLINGTON

- 4 listed as HPSA
- 4 indicated 0.79 shortage (*average*)
- 2 designated;
1 withdrawn;
1 proposed withdrawal

CAMDEN

- 6 listed as HPSA
- *No shortage*
- 4 designated;
2 withdrawn

GLOUCESTER

- 1 listed as HPSA
- *No shortage*
- 1 withdrawn

SALEM

- 1 listed as HPSA
- *No shortage*
- 1 withdrawn

PHILADELPHIA HPSA SCORE BREAKDOWN

HPSA Score by Discipline

Discipline	Score Category	Facility	Population Group	Total
Primary Care	0 - 13	6		6
	14 - 25	7		7
Dental Health	0 - 13	1		1
	14 - 26	12	5	17
Mental Health	0 - 13	12		12
	14 - 25	1		1

DATA.HRSA.GOV/ DATA/DOWNLOAD

- Bureau of Health Workforce Clinical Dashboard
- Substance Use Disorder Programs
- Workforce Projections
- Training programs
- Grants