

2021 Epidemiology Update

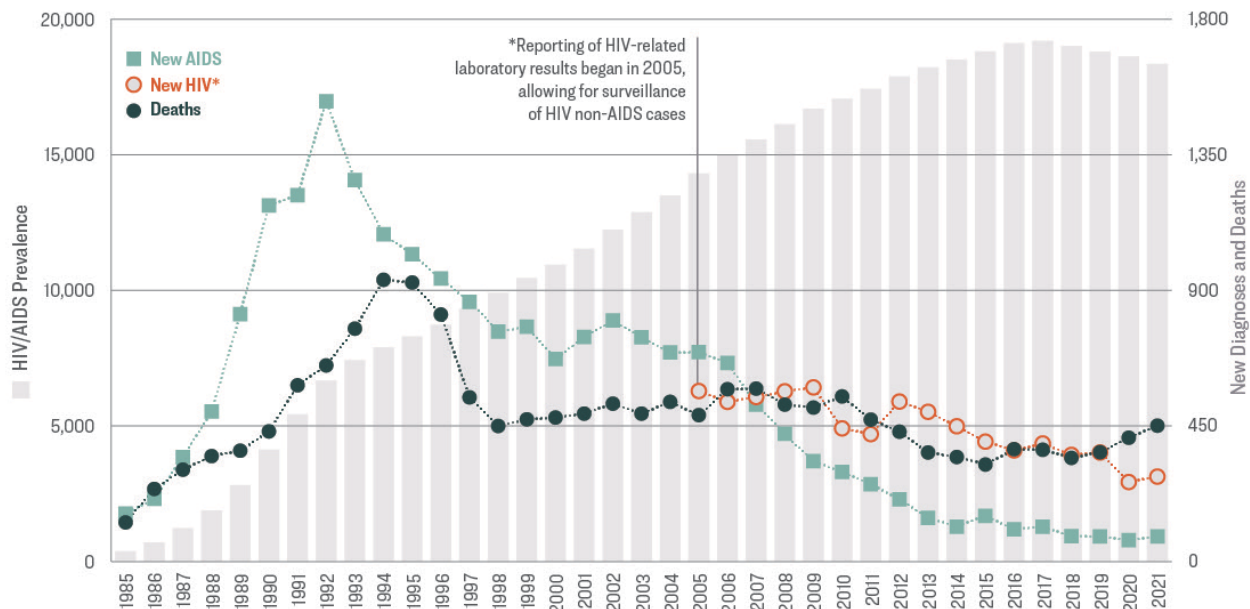
Briana Gibson, MPH
Antonios Mashas, MPH
5/11/2023



City of
Philadelphia

Philadelphia HIV and AIDS Diagnoses, Deaths and People Living with HIV by Year

Philadelphia HIV and AIDS Diagnoses, Deaths, and Prevalence by Year | 1985 – 2021






PEOPLE LIVING WITH HIV






Persons Living with Diagnosed HIV (PLWDH) in Philadelphia

- 18,351 PLWDH in 2021
 - The largest burden of HIV disease continues to impact men who have sex with men (MSM) & persons who inject drugs (PWID).
 - Prevalent disease continues to disproportionately affect Black and Brown communities.
- 

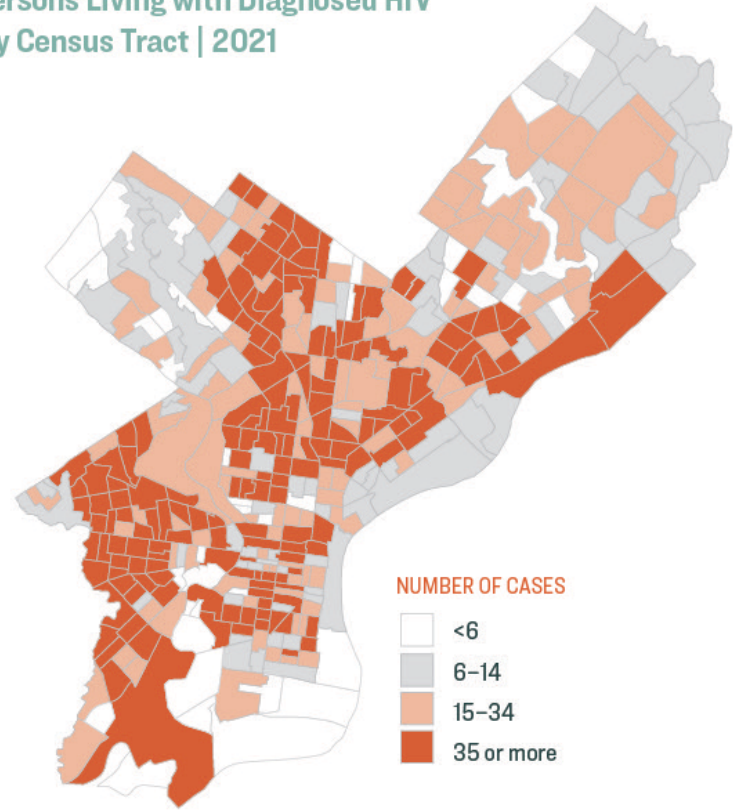


Persons Living with Diagnosed HIV (PLWDH) in Philadelphia EMA

- NJ EMA counties: 3,598 PLWDH in 2021
 - PA EMA counties: 5,472 PLWDH in 2021
 - Prevalent disease disproportionately affects Black and Brown communities across the EMA
 - However, more NH White PLWDH in NJ & PA counties
 - Percentage of PLWDH in 2021 with PWID transmission risk is greatest in Philadelphia
- 

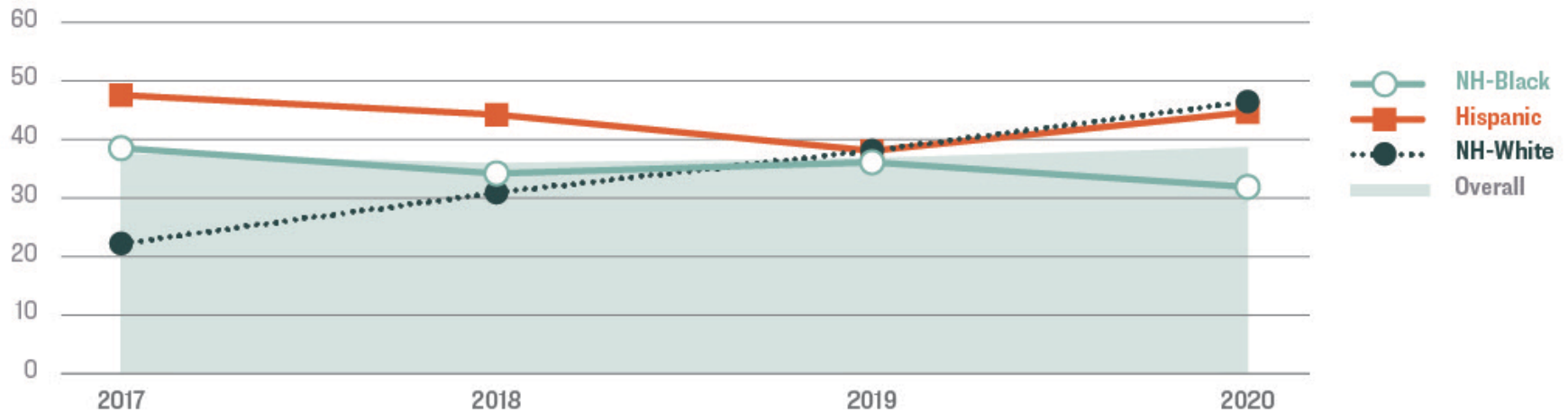
PLWH by
Census
Tract, 2021

Persons Living with Diagnosed HIV
by Census Tract | 2021



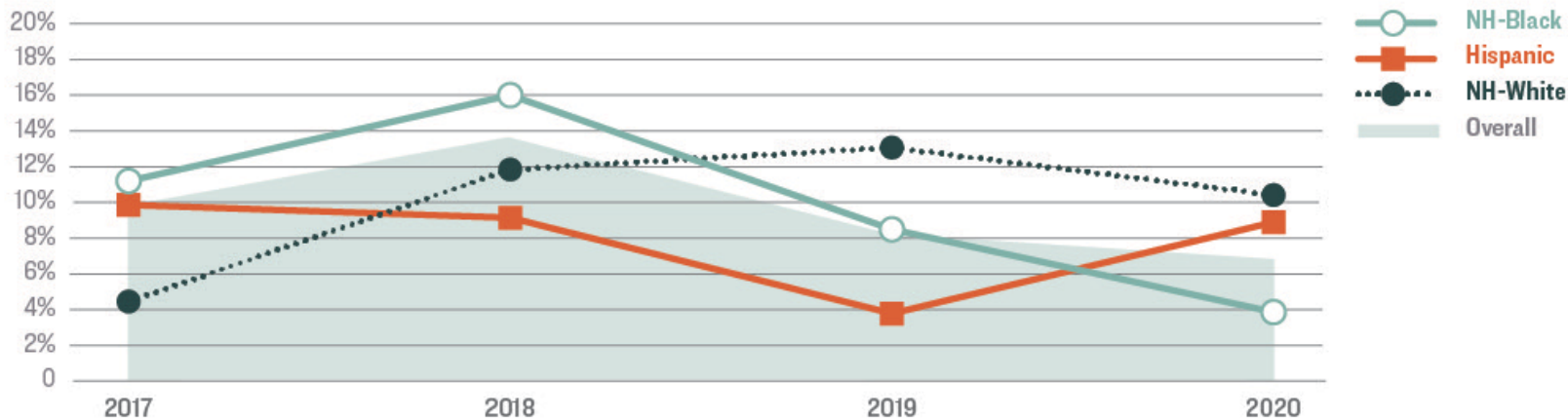
Equity - Stigma

Trends of Stigma Scores Among PLWDH by Race/Ethnicity, 2017-2020



Equity - Housing

Trends in proportion of Unhoused PLWDH, 2017-2020






Equity - Barriers

Barriers

Barrier Domain	% of Barriers Reported
Provider/Structural Barrier	54.5%
Patient Rights/Education	44.9%
Supportive Services/SES	32.4%
Behavioral Health	9.7%



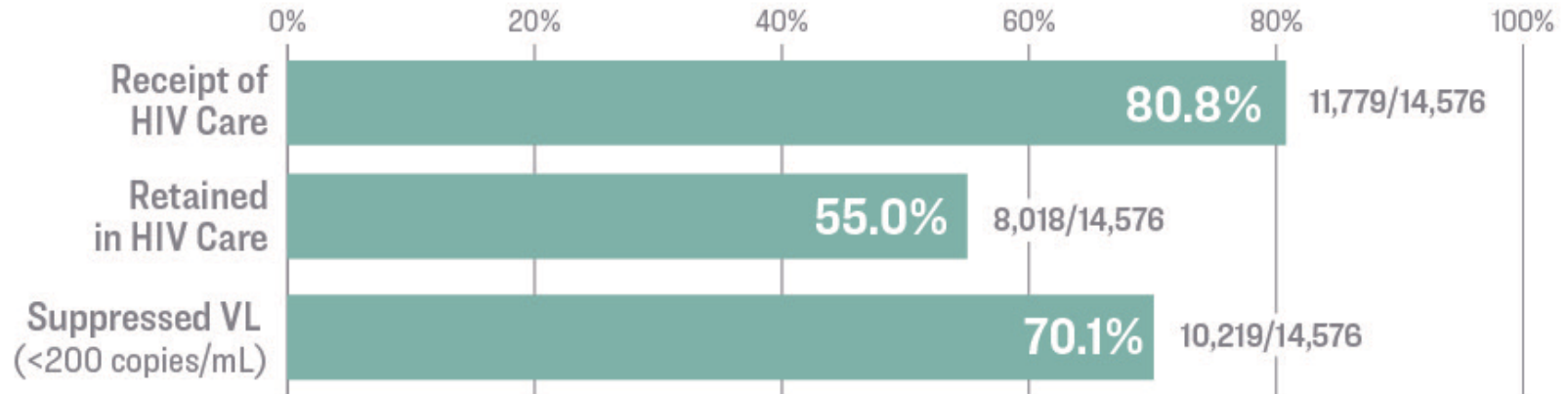


CARE CONTINUUM



Modified HIV Care Continuum Philadelphia, 2021

Philadelphia HIV Care Continuum (Recent Care), 2021






Continuum of care trends

Receipt of care, retention in care, and viral suppression for PLWDHA in 2021 increased from 2020 estimates

Linkage to care within one month of diagnosis slightly decreased

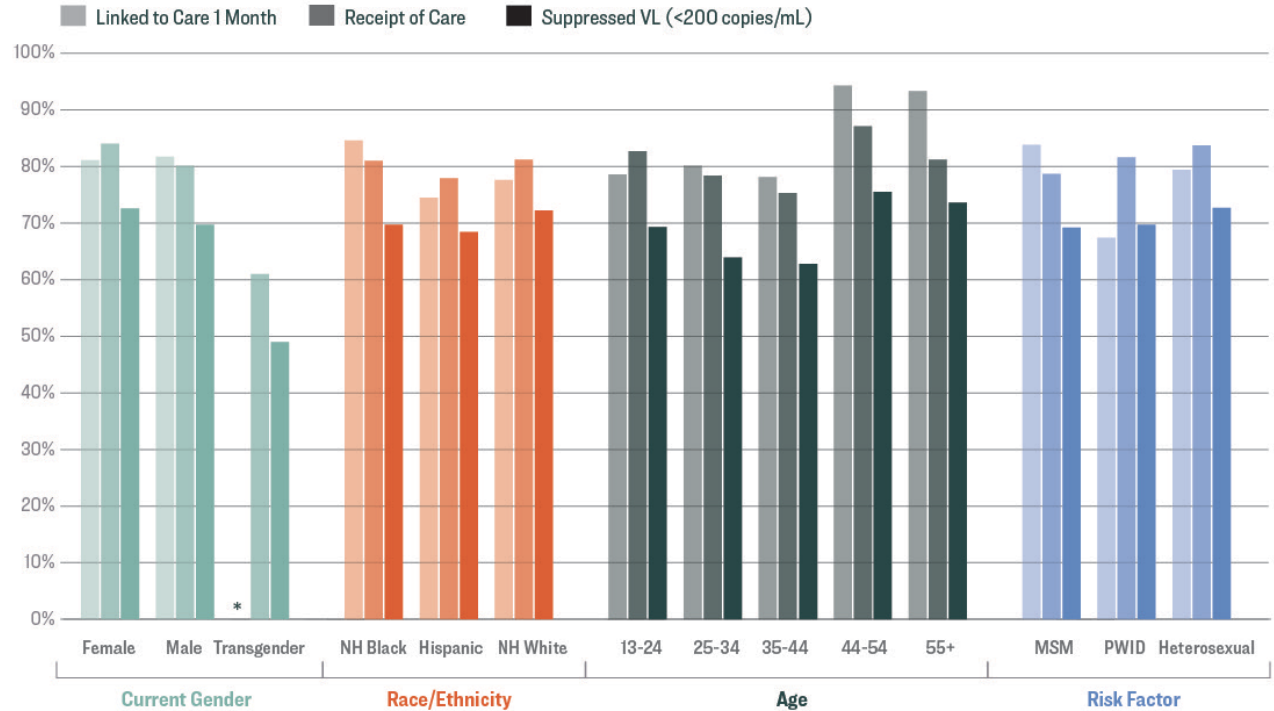
Small increase in HIV screening test volume from 2020, but low vs. pre-pandemic (2019)

Monthly volume of viral load testing seems to have rebounded vs. 2019



Health Equity

Care Continuum Indicators by Select Demographics, 2021





Hepatitis among PLWDH

- One in ten PLWDH in Philadelphia is coinfecting with Hepatitis B (HBV)
- About 1 in 6 PLWDH in Philadelphia is coinfecting with Hepatitis C (HCV)
 - Half of PLWDH that inject drugs are also coinfecting with HCV
 - Over 20 percent of PLWDH 50 years and over are coinfecting with HCV





Deaths

- 441 Total Deaths among PLWDH in 2020
 - 47 deaths noted HIV as underlying cause.
- Decline in deaths with HIV as underlying cause

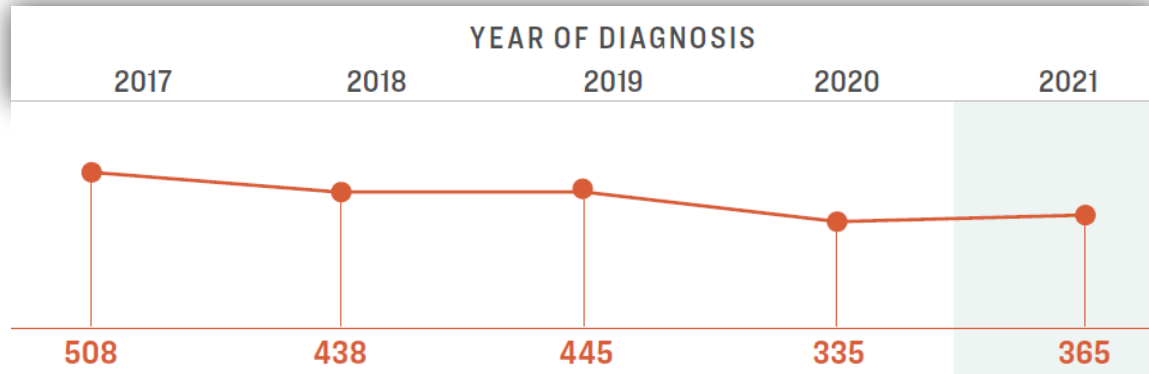




NEW HIV DIAGNOSES




New Diagnoses 2017-2021 trends





Newly Diagnosed HIV - 2021

- There were 365 newly diagnosed cases in 2021
 - Similarly, the largest burden of new HIV diagnoses impacts men who have sex with men (MSM) & persons who inject drugs (PWID).
 - New HIV diagnoses disproportionately affect Black and Brown communities.
- 

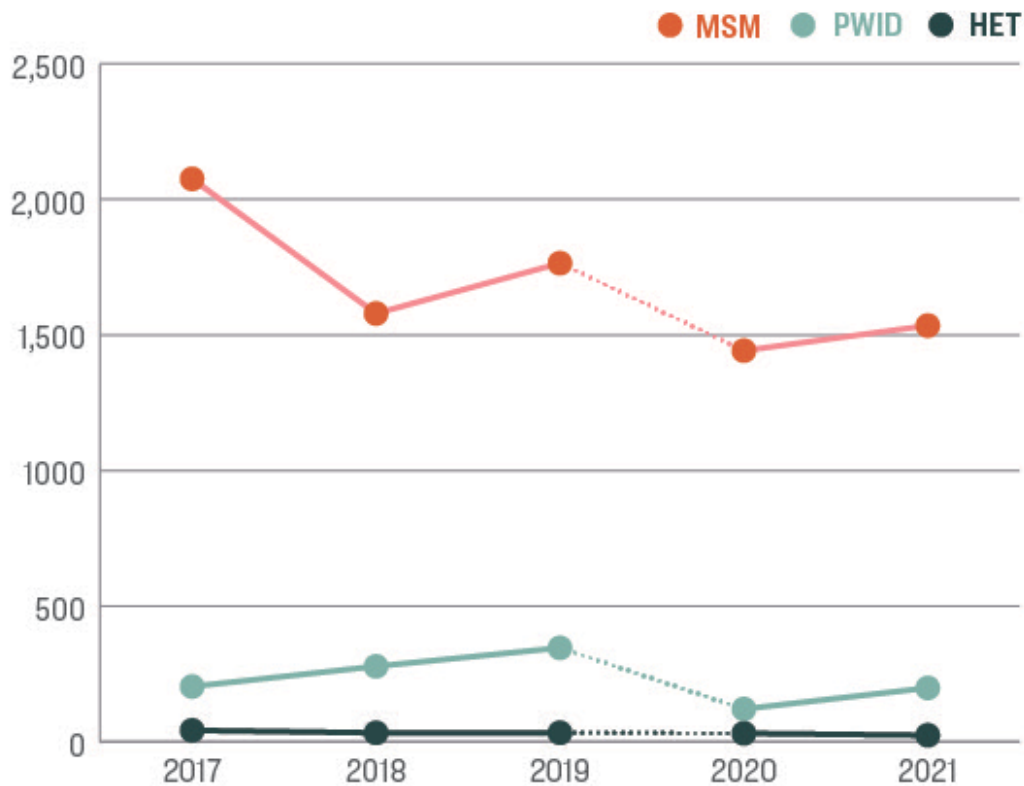


New Diagnoses in Phila EMA - 2021

- NJ EMA counties: 161 new diagnoses
 - Larger percentage of new diagnoses in older age groups vs Phila or PA
- PA EMA counties: 127 new diagnoses
- Fewer new diagnoses in MSM in PA & NJ EMA counties vs Phila



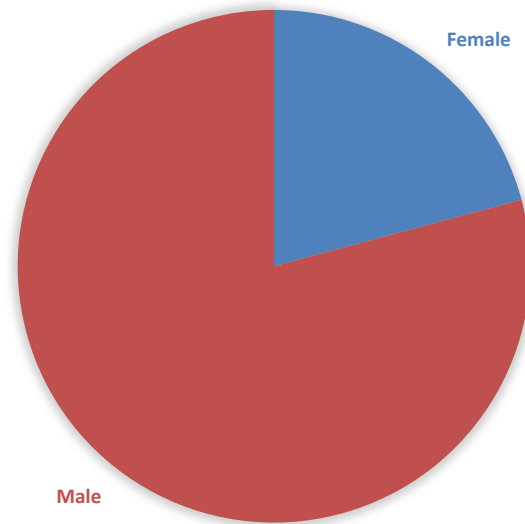
Rates of Newly Diagnosed HIV disease per 100,000 People by Year of Diagnosis and Risk Group, 2017 – 2021



Newly Diagnosed HIV - 2021

- Largest percentage of new cases were:
 - **Assigned male at birth**

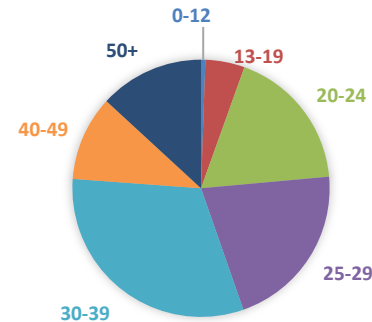
SEX ASSIGNED AT BIRTH



Newly Diagnosed HIV - 2021

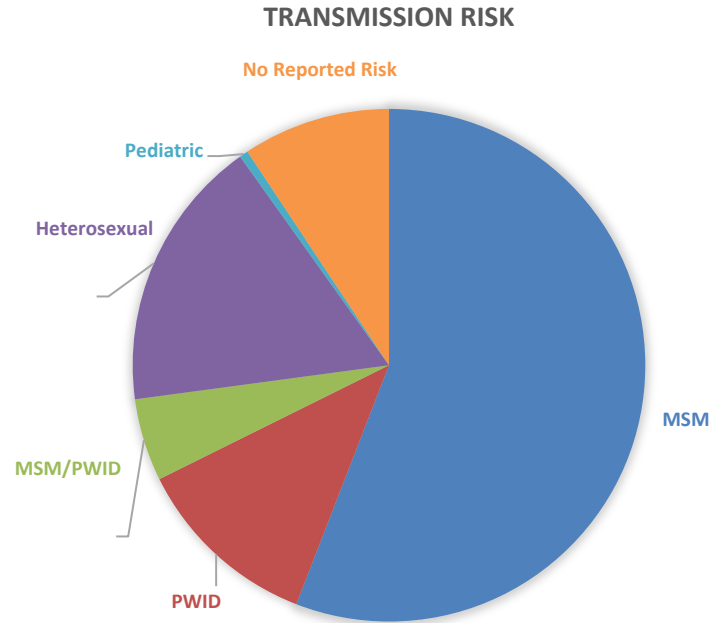
- Largest percentage of new cases were:
 - Assigned male at birth
 - **30-39 years old**

AGE CATEGORY



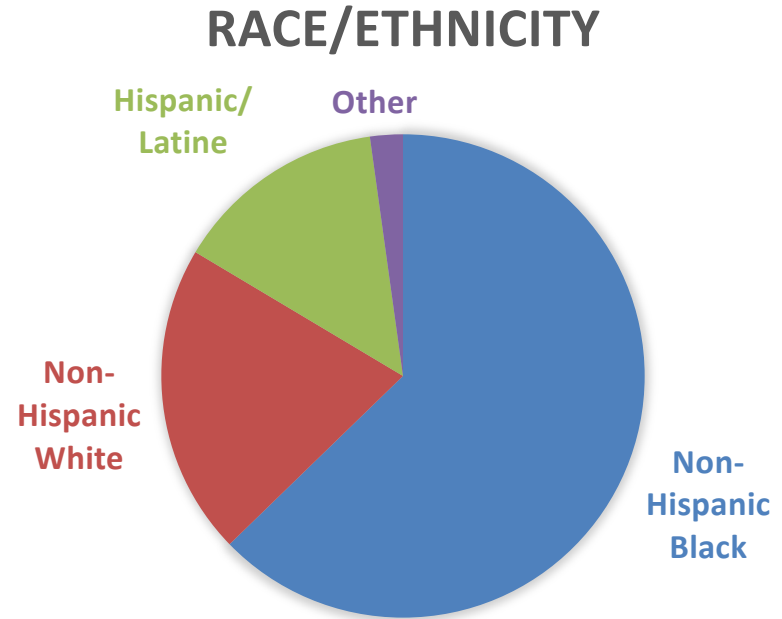
Newly Diagnosed HIV - 2021

- Largest percentage of new cases were:
 - Assigned male at birth
 - 30-39 years old
 - **MSM Transmission Category**

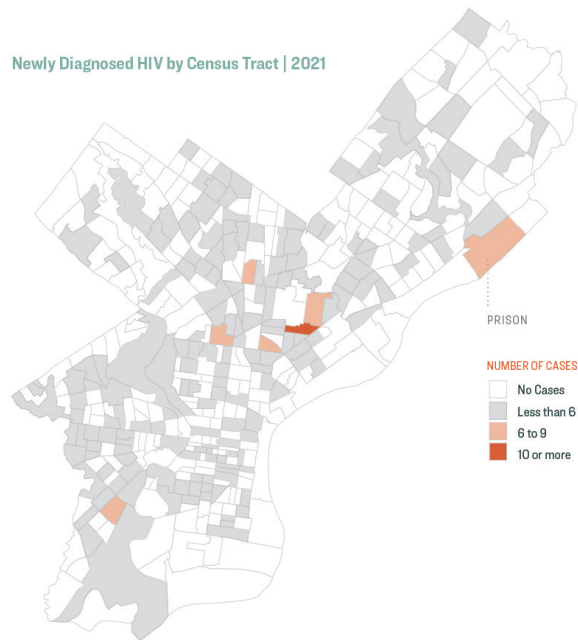


Newly Diagnosed HIV - 2021

- Largest percentage of new cases were:
 - Assigned male at birth
 - 30-39 years old
 - MSM Transmission Category
 - **Black and Brown Communities**




Newly Diagnosed HIV - 2021





Concurrent Diagnoses

- About 1 in 5 new diagnoses in 2021 were concurrent HIV/AIDS
 - Concurrent diagnoses have been steadily increasing during the pandemic (2020-2021)
 - Concurrent diagnoses of HIV/AIDS infection represent missed opportunities for early HIV diagnosis
 - May have been related to reduced access to early or routine HIV testing
- 



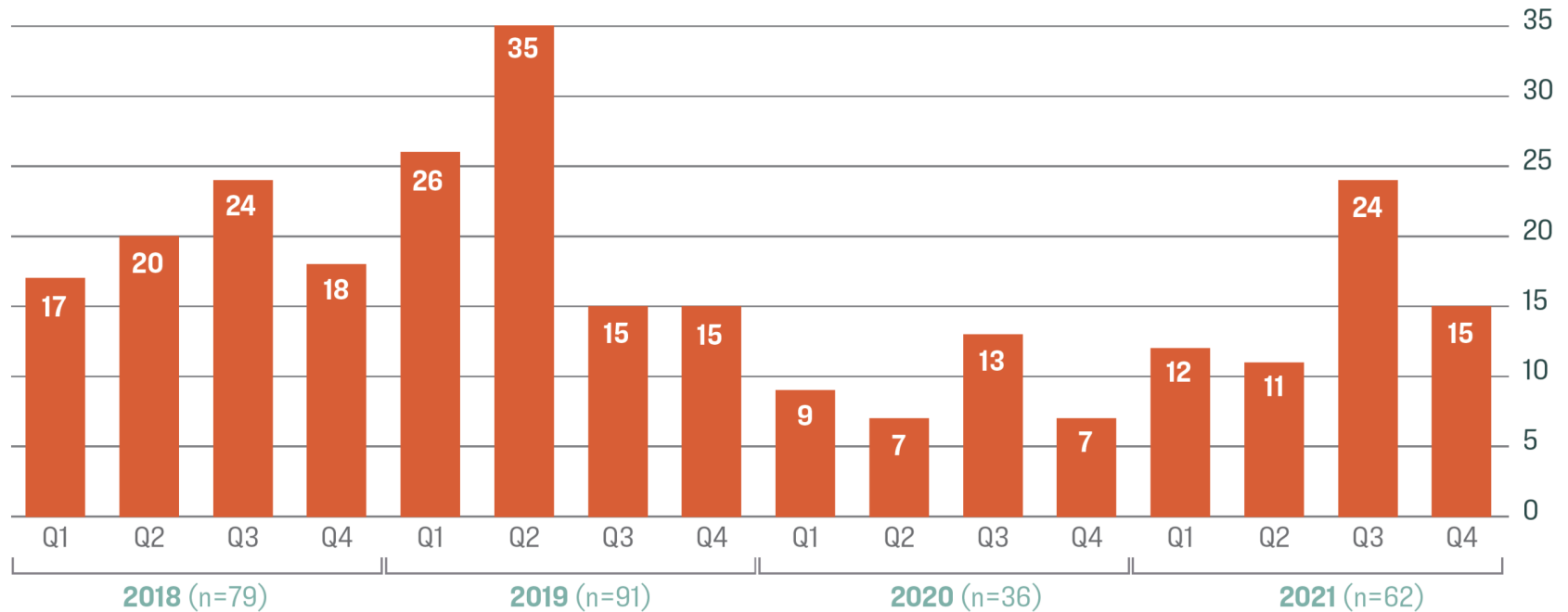
PWID OUTBREAK



HIV Outbreak Among PWID

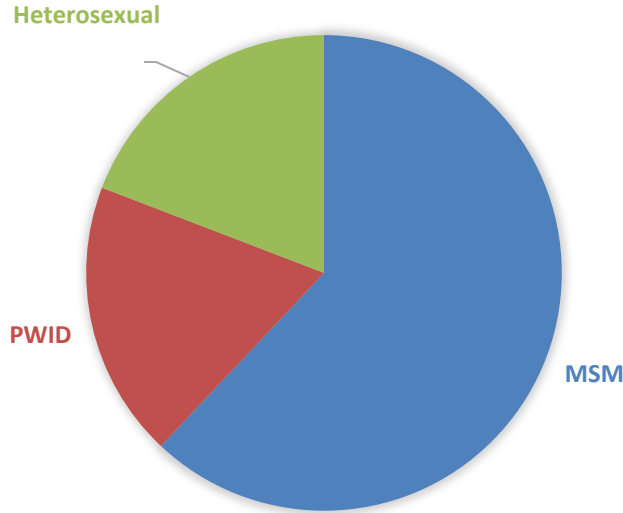
- The number of PWID newly diagnosed with HIV was higher in 2021 vs. 2020
 - 62 cases (2021) vs. 36 (2020)
- Most PWID newly diagnosed with HIV in 2021 were: assigned male at birth, between 30-49 years old, & NH White
- Since 2018, 268 new HIV diagnoses have been among PWID

PWID Diagnoses since 2018

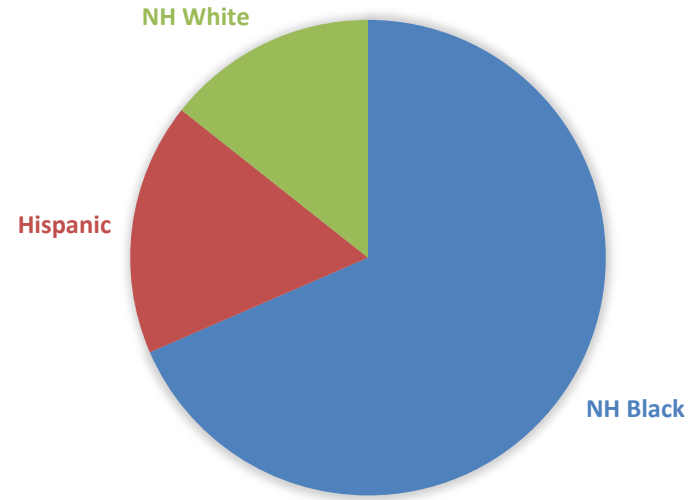


Prevention - PrEP Indications

ESTIMATES OF ADULTS WITH INDICATIONS FOR HIV PRE-EXPOSURE PROPHYLAXIS



PREP INDICATION AMONG MSM BY RACE/ETHNICITY



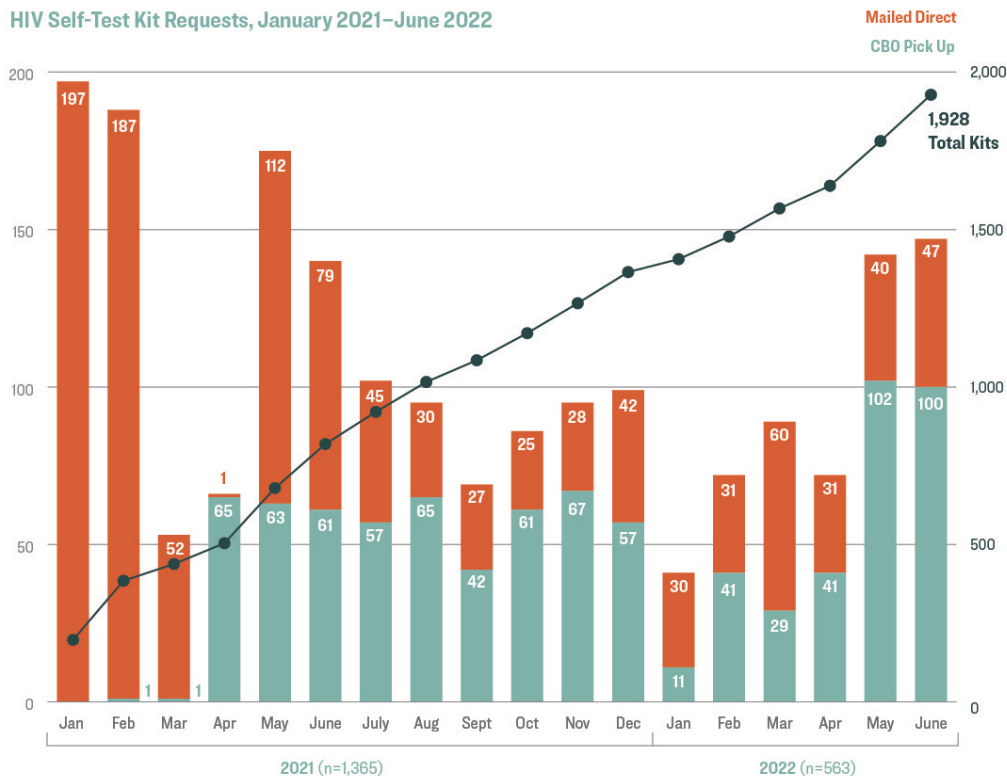
- 8,190 HIV negative persons in Philadelphia during 2021 with a PrEP indication
- NH Black MSM have the greatest proportion of PrEP indications

Prevention

Self-Test kits PDPH supplied nearly 2,500 self-test kits to community-based partner organizations

From Jan. 2021 to June 2022, 1,064 kits mailed directly & 864 picked up from CBO

HIV Self-Test Kit Requests, January 2021–June 2022





PERINATAL HIV EXPOSURES






Perinatal Exposures

- 74 perinatal exposures in 2021
 - One confirmed perinatally infected HIV case in 2021

2017		2018		2019		2020		2021	
N	%	N	%	N	%	N	%	N	%
88	100.0 %	92	100.0 %	67	100.0 %	81	100.0 %	74	100.0 %





Current Topics in Other Areas

- **Mpox**

- Call for mpox to be added to the list of AIDS-defining opportunistic conditions due to its severity among those with low CD4 counts
- Decrease in mpox cases attributed to reduction in number of sexual partners and effectiveness of 2-dose smallpox vaccine





Thank you!

