


# HIV Transmission Modes in the Eligible Metropolitan Area (EMA)

[CLICK HERE FOR MORE DETAILS ON THIS SET OF INFOGRAPHICS](#)



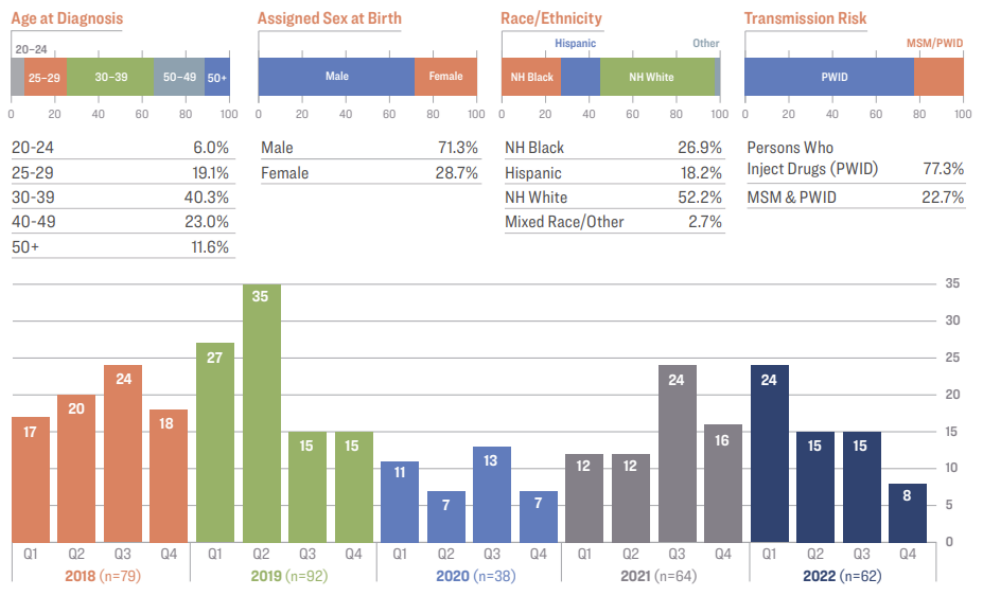
Within the EMA, **51%** of the diagnosed HIV cases in 2022 are identified as Men who have sex with Men (MSM).



One in five people in 2022 acquired HIV through heterosexual contact EMA wide.

**Substance use continues to be a driver in the modern HIV epidemic in the Philadelphia EMA. Predominant characteristics are Male, NH White, 30-39 year old.**

Figure 7 | Demographic Characteristics and HIV Epidemiological Curve among PWID, 2018-2022




Source: Philadelphia Department of Public Health, Division of HIV Health

## YOUTH

**(AGES 15-19) DATA: 2021 SHARE OF NEW HIV/AIDS DIAGNOSES IN YOUTH (AGES 15-19)**

NJ and PA percentages only include counties within the Philadelphia EMA



Data Source: Philadelphia Department of Public Health, Division of HIV Health

**PWID transmission rates and Heterosexual contact transmission rates saw an increase between 2021 and 2022 data.**

